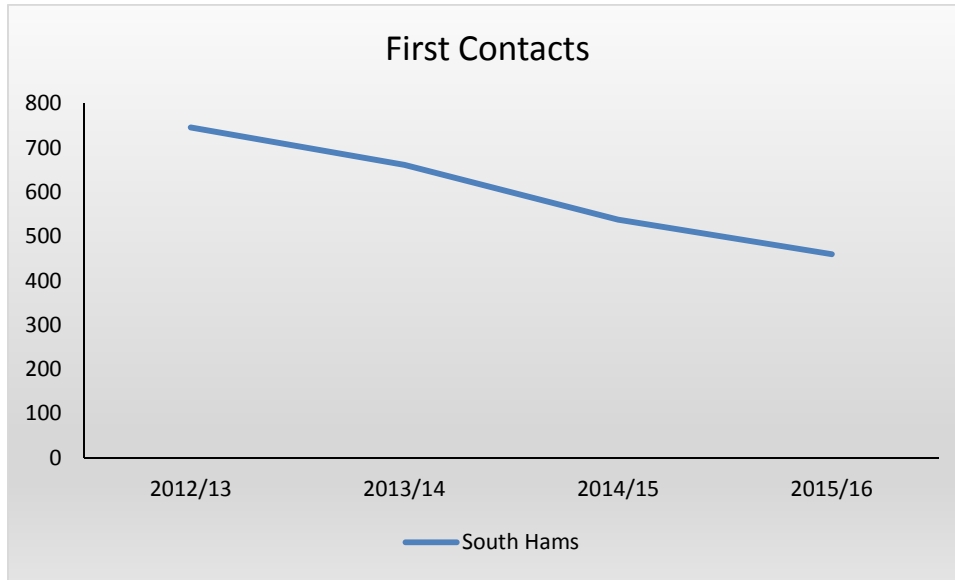


Homeless Strategy Evidence Base – South Hams

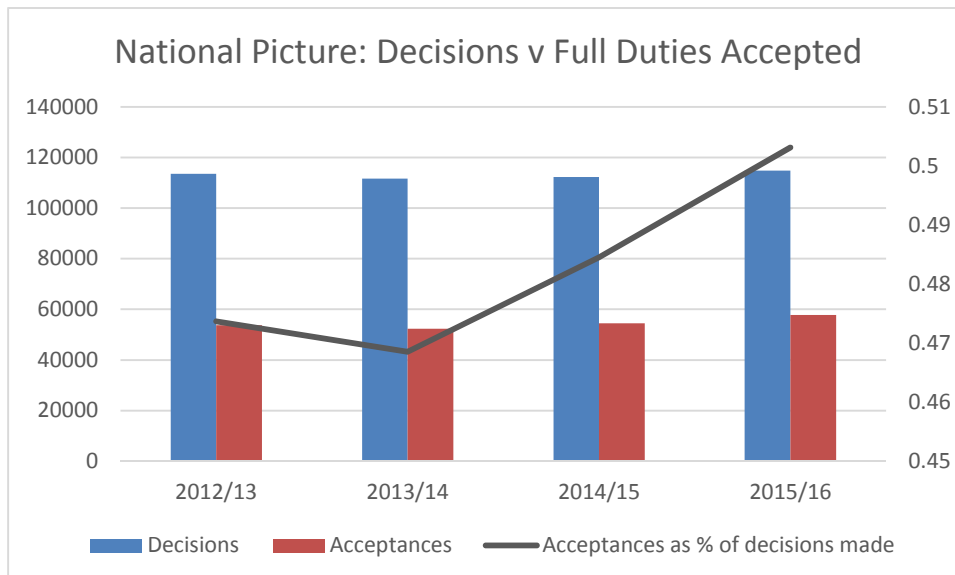
First Contacts

	1st Contacts
2012/13	746
2013/14	662
2014/15	538
2015/16	460

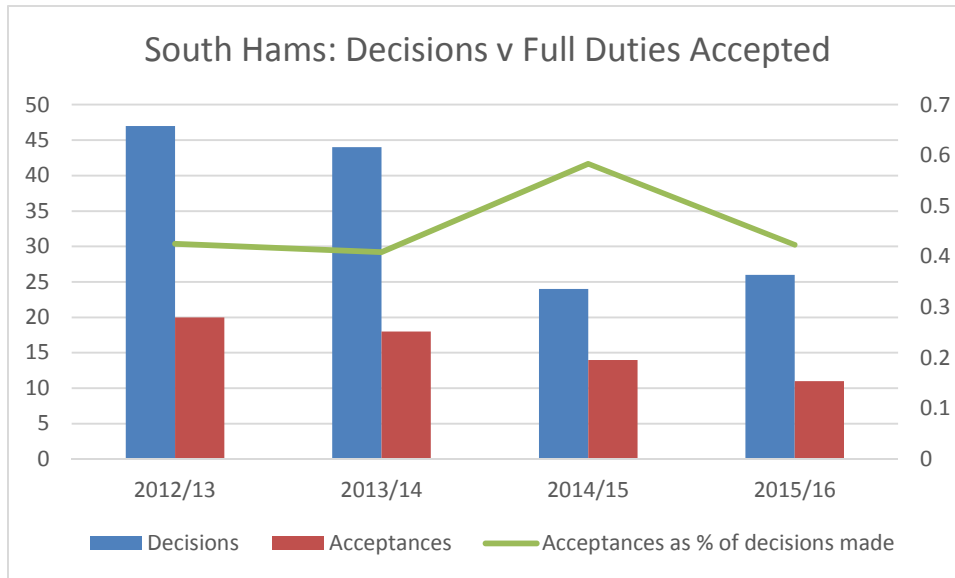


Homeless Applications/Acceptances

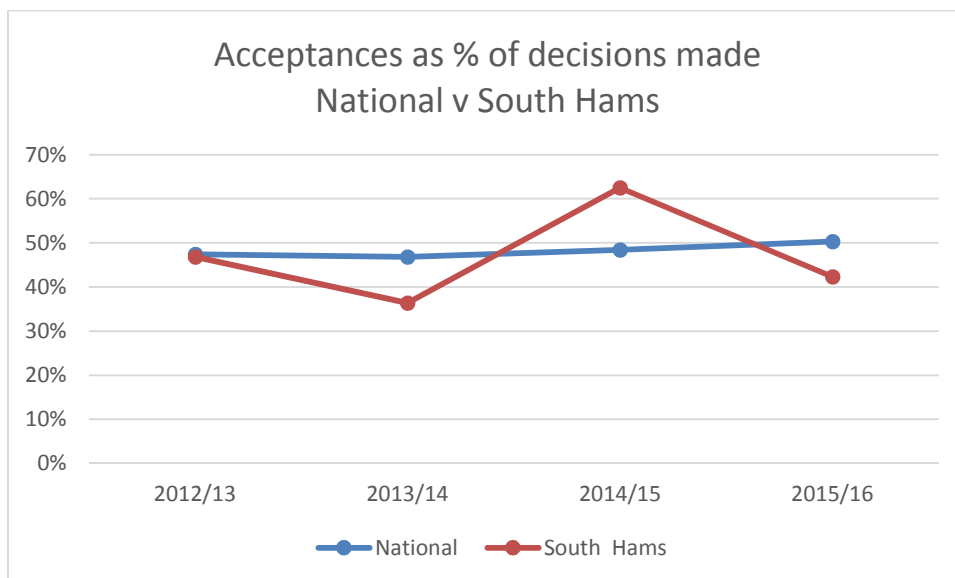
National Picture	Homeless Decisions	Full Duties Accepted	Acceptances as % of decisions
2012/13	113520	53770	47%
2013/14	111610	52290	47%
2014/15	112340	54430	48%
2015/16	114770	57740	50%



South Hams	Homeless Decisions	Full Duties Accepted	Acceptances as % of decisions
2012/13	47	20	47%
2013/14	44	18	36%
2014/15	24	14	63%
2015/16	26	11	42%



Acceptances as % of decisions made		
	National	South Hams
2012/13	47%	47%
2013/14	47%	36%
2014/15	48%	63%
2015/16	50%	42%

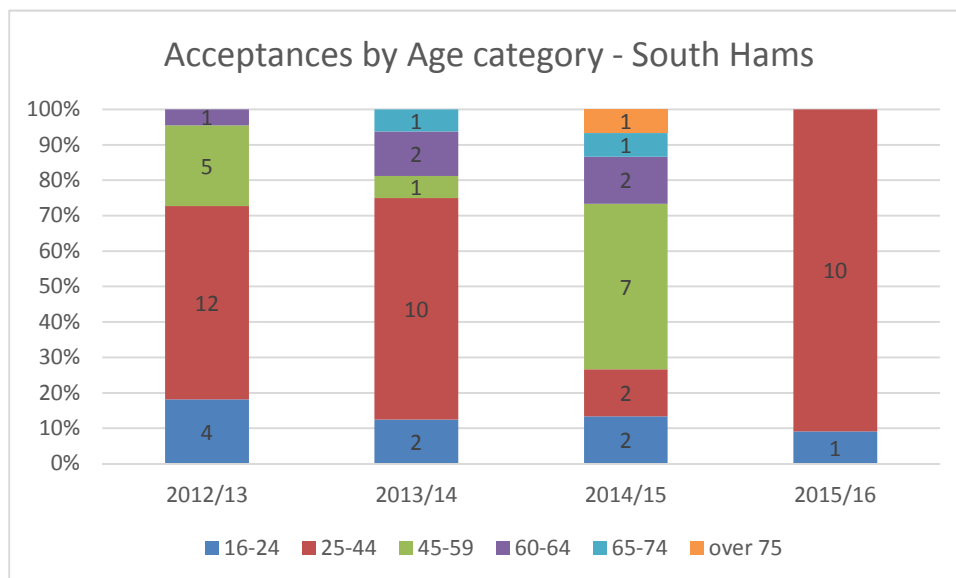


Homeless Decisions by Household type

	Families/Couple		Singles	
	Full Duty	Duty Not Accepted	Full Duty	Duty Not Accepted
2012/13	16	18	6	12
2013/14	9	11	7	11
2014/15	9	8	6	5
2015/16	7	0	1	8

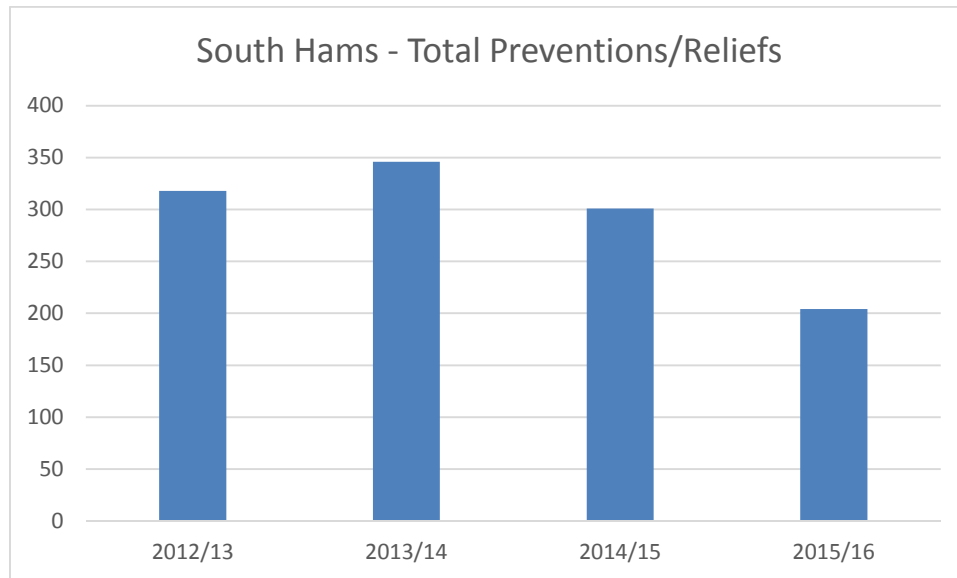
Acceptances by age category

	16-24	25-44	45-59	60-64	65-74	Over 75	Total
2012/13	4	12	5	1	0	0	22
2013/14	2	10	1	2	1	0	16
2014/15	2	2	7	2	1	1	15
2015/16	1	10	0	0	0	0	11



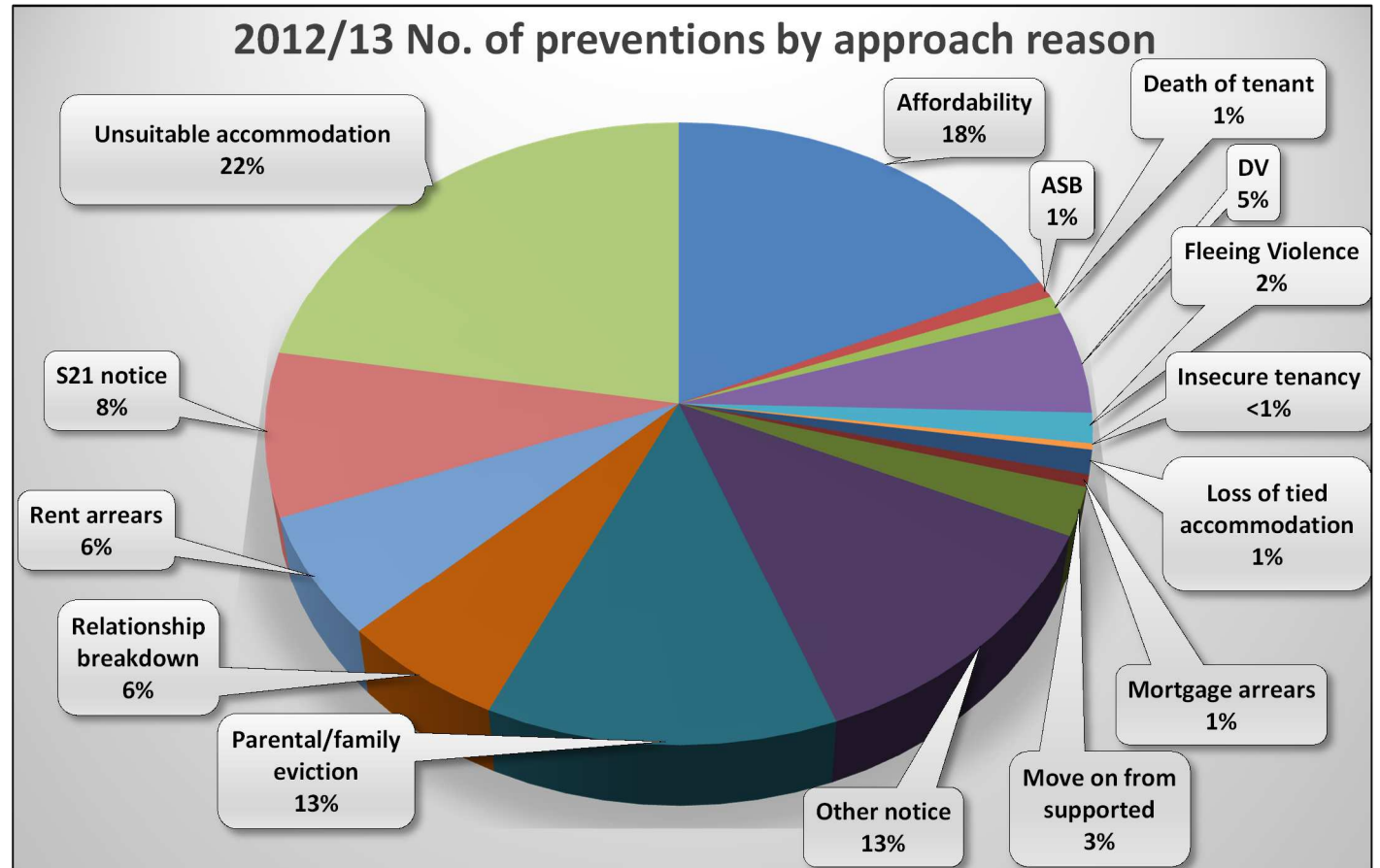
Homeless Preventions

	Homeless Preventions/Reliefs
2012/13	318
2013/14	346
2014/15	301
2015/16	204

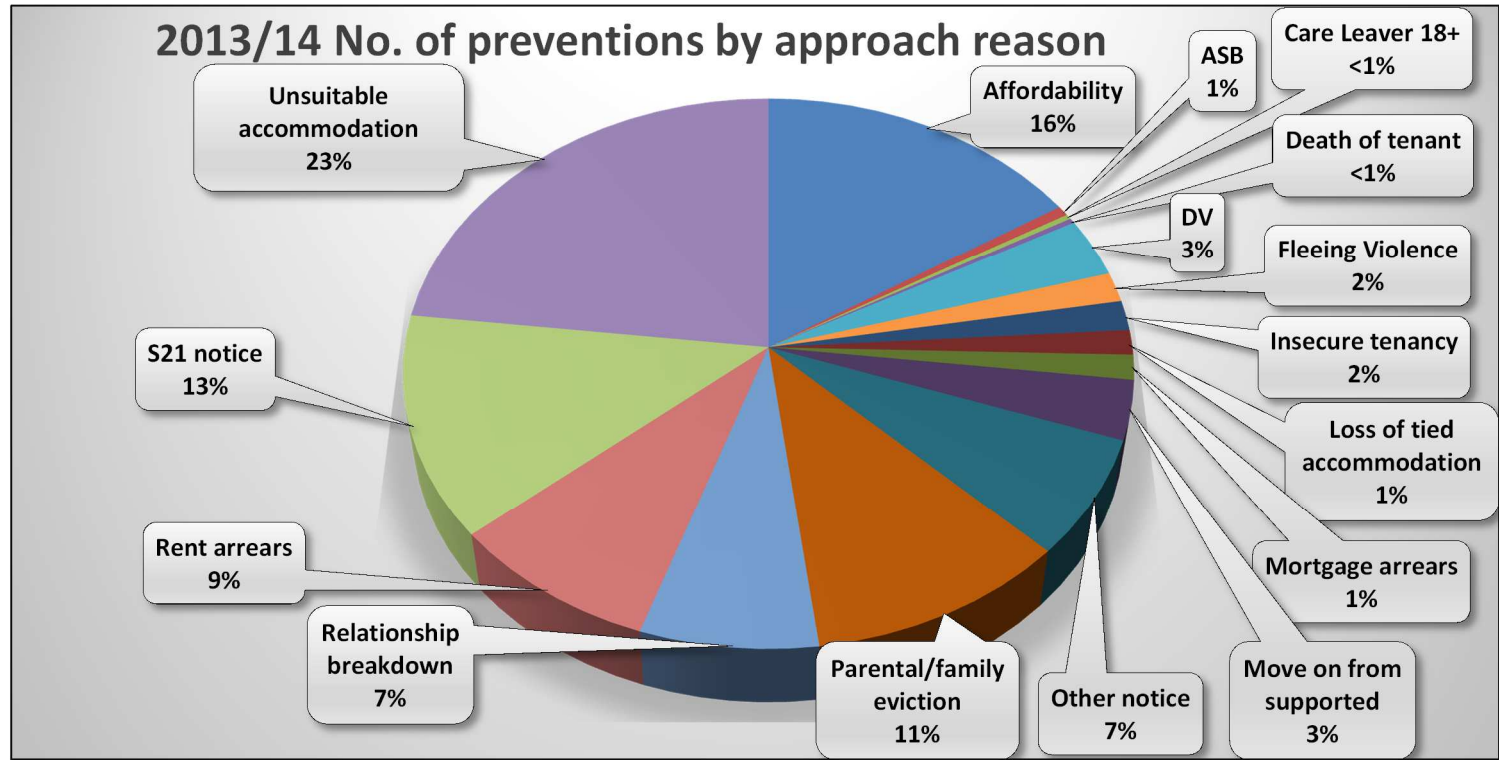


South Hams Prevention reasons for approach

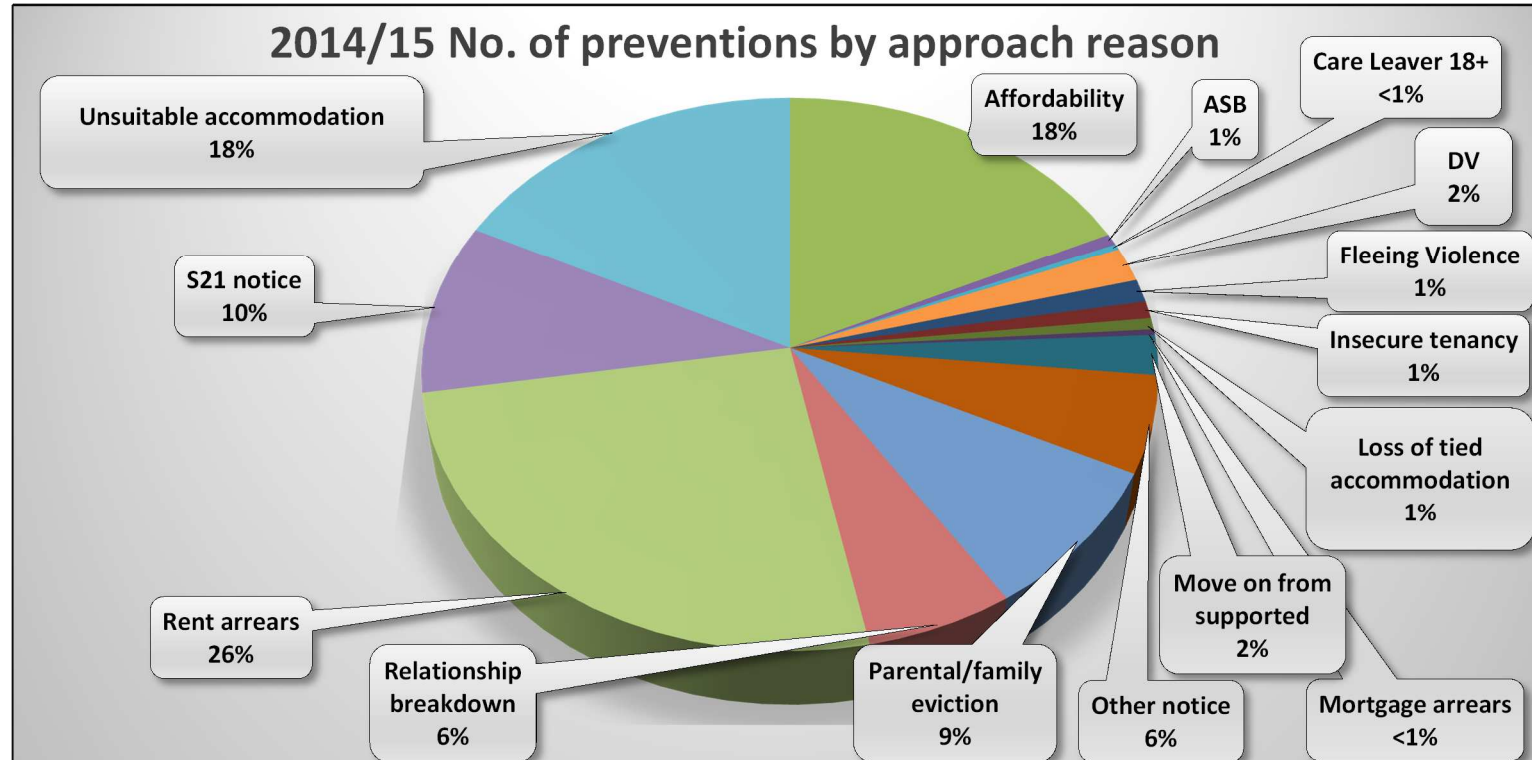
2012/13	
Reasons for approach	No. of preventions
Affordability	58
ASB	3
Death of tenant	3
DV	17
Fleeing Violence	5
Insecure tenancy	1
Loss of tied accommodation	4
Mortgage arrears	2
Move on from supported	8
Other notice	40
Parental/family eviction	40
Relationship breakdown	19
Rent arrears	20
S21 notice	27
Unsuitable accommodation	71



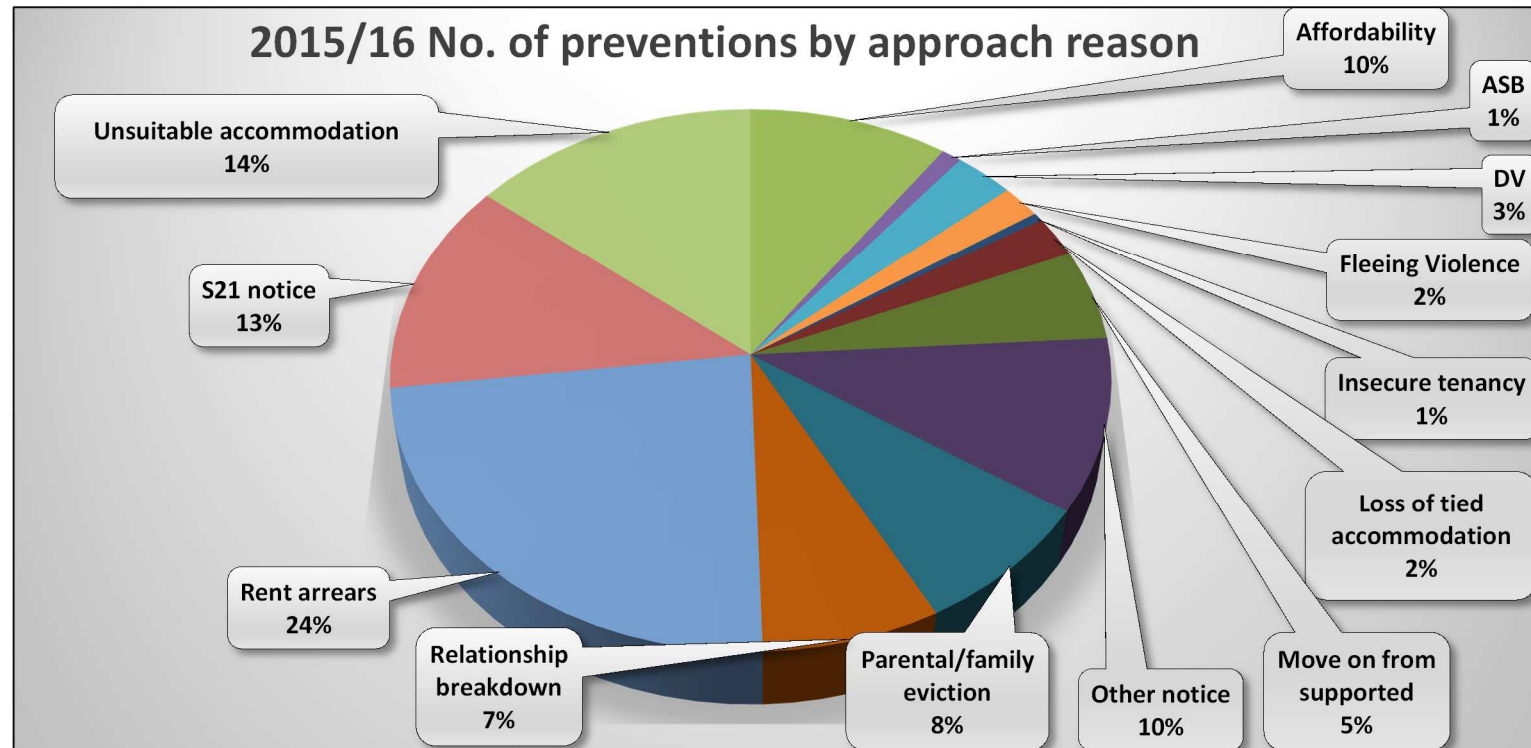
2013/14	
Reasons for approach	No. of preventions
Affordability	55
ASB	2
Care Leaver 18+	1
Death of tenant	1
DV	12
Fleeing Violence	6
Insecure tenancy	6
Loss of tied accommodation	5
Mortgage arrears	5
Move on from supported	12
Other notice	24
Parental/family eviction	37
Relationship breakdown	25
Rent arrears	30
S21 notice	45
Unsuitable accommodation	80



2014/15	
Reasons for approach	No. of preventions
Affordability	54
ASB	2
Care Leaver 18+	1
DV	6
Fleeing Violence	4
Insecure tenancy	3
Loss of tied accommodation	2
Mortgage arrears	1
Move on from supported	7
Other notice	17
Parental/family eviction	26
Relationship breakdown	18
Rent arrears	77
S21 notice	30
Unsuitable accommodation	53

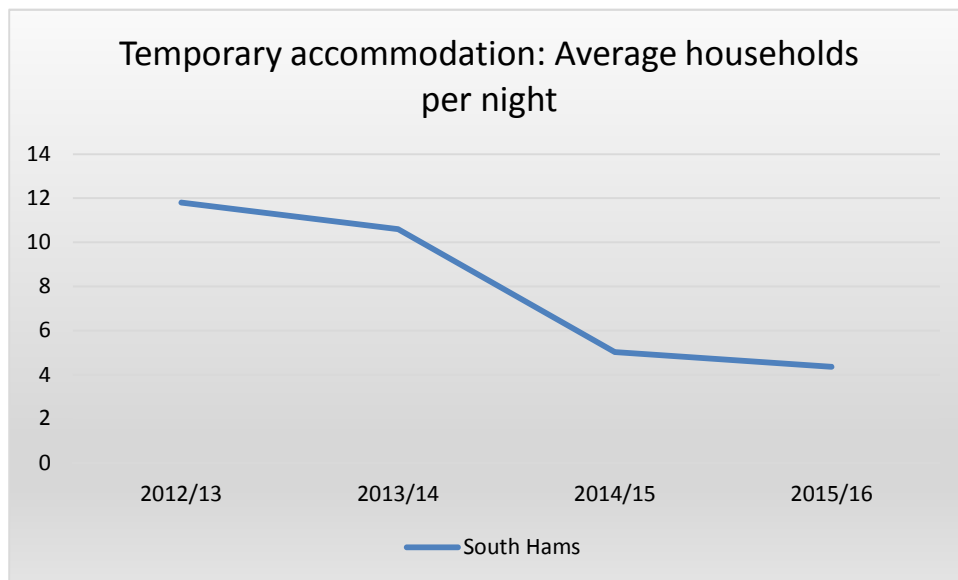
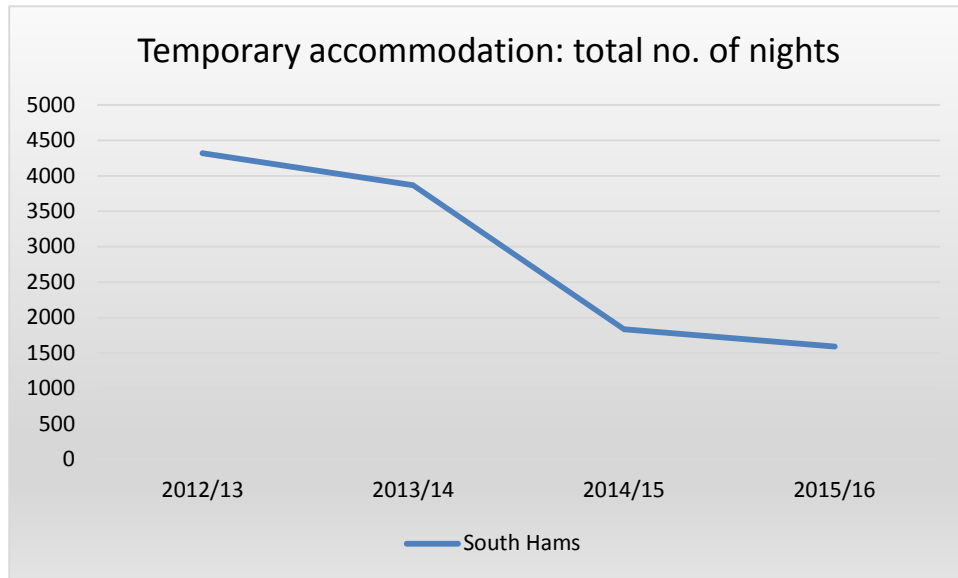


2015/16	
Reasons for approach	No. of preventions
Affordability	20
ASB	2
DV	6
Fleeing Violence	4
Insecure tenancy	1
Loss of tied accommodation	5
Move on from supported	11
Other notice	21
Parental/family eviction	16
Relationship breakdown	15
Rent arrears	48
S21 notice	26
Unsuitable accommodation	29



Temporary accommodation use

	Total nights of temp used	Average households in temp per night
2012/13	4320	11.80
2013/14	3867	10.59
2014/15	1836	5.03
2015/16	1590	4.36



Snapshot numbers in temp

	No. in temp on 31 st March
2014	10
2015	6
2016	7

Homeless acceptances by Priority Need Reason

South Hams	2012/13	2013/14	2014/15	2015/16
Includes dependent children	14	8	7	10
Physical disability	4	5	2	1
Mental Illness	3	1	5	0
Expecting - no other children	1	1	0	0
Old Age	0	0	1	0
Fled due to violence	0	1	0	0

Youth Homeless Approaches

	South Hams
2013/14	7
2014/15	7
2015/16	11

